



HAZARD REGISTER – SITE & BUILDINGS




HAZARD	POTENTIAL HARM	INITIAL RISK SCORE	E	M	ACTION PROPOSED
Horses	<ul style="list-style-type: none"> Loose horse on grounds or public road Injury 	H		M	<ul style="list-style-type: none"> One of the two access gates to main road must remain closed at all times. Suitable footwear to be worn around horses.
Poor Traffic Control	<ul style="list-style-type: none"> Injury Serious Incident Death 	H		M	<ul style="list-style-type: none"> 15kph on site. Parking in designated areas. Keeping access from main gate clear.
Site Safety	<ul style="list-style-type: none"> Members of the public 	L-M		L	<ul style="list-style-type: none"> Hazard signs at entry gate Hazardous chemicals are kept locked away Personnel are trained to use farm equipment
Fall from Heights	<ul style="list-style-type: none"> Injury Serious Incident Death 	H		M	<ul style="list-style-type: none"> If working where there is a risk of falling (e.g. work above 2m off the ground) use fall restraint equipment (e.g. harness and rope with fall restraint) and only by trained personnel. Identify the training needs and set up training Maintain the height work certification (refresher training).
Violent Threats against personnel by the public.	<ul style="list-style-type: none"> Injury Reputation damage Litigation 	H		M	<ul style="list-style-type: none"> Do not confront the person(s). Answer any questions they may have in a calm manner. If the situation does not get better, contact a PC committee member or H&S Officer.

HAZARD REGISTER – SITE & BUILDINGS




HAZARD	POTENTIAL HARM	INITIAL RISK SCORE	E	M	ACTION PROPOSED
Unsecure loads falling off vehicles and trailers (refers to jump and dressage equipment)	<ul style="list-style-type: none"> • Injury • Death • Property damage • Loss of product • Inability to supply 	H		M	<ul style="list-style-type: none"> • Use safety chains on trailers. • Don't over load trailers. • Check tow-balls, connection fittings and lights (if required) • Ensure loads are secure. • Do not have loads that are over length. • Do not overload vehicles and trailers. • Do not allow personnel to ride on the trailer.
Working in the vicinity of plant and machinery	<ul style="list-style-type: none"> • Injury • Death • Property damage • Loss of product 	H		M	<ul style="list-style-type: none"> • Wear hi-viz (as required) to ensure being seen • Make eye contact with operator while in the vicinity of the machine. • Isolate the operational area if required.
Other contractors on site	<ul style="list-style-type: none"> • Injury • Death • Property damage 	M		M	<ul style="list-style-type: none"> • Be aware of contractors on site and the associated hazards due to the type or location of work. (e.g. tree felling over bridleway). • Discuss safety and hazards with the contractor prior to starting work in the same area.
Exposure to chemicals	<ul style="list-style-type: none"> • Illness • Death • Injury 	M		M	<ul style="list-style-type: none"> • Ensure persons handling the chemical or hazardous substance follow the safety directions on the container and SDS (e.g. storage requirements, personal protection requirements)

HAZARD REGISTER – SITE & BUILDINGS




HAZARD	POTENTIAL HARM	INITIAL RISK SCORE	E	M	ACTION PROPOSED
Using power tools	<ul style="list-style-type: none"> • Injury • Disability • Death 	M		M	<ul style="list-style-type: none"> • Keep tools well maintained. (check for obvious damage) • Use transformer or RCD at all times • Wear PPE. E.g. safety glasses, earmuffs, steel capped boots.
Using step ladders unsafely	<ul style="list-style-type: none"> • Serious Incident • Injury • Death 	M		M	<ul style="list-style-type: none"> • Make ladder is in good condition and ensure stays are fitted • Always face ladder and do not stand on the top two steps • Ensure you have the right sized ladder for the job • Do not over reach.
Loading/unloading materials	<ul style="list-style-type: none"> • Injury • Permanent disability 	H		M	<ul style="list-style-type: none"> • Use of correct lifting techniques. Feet shoulder width apart and flat on the floor. Squat, do not bend or twist. Turn feet to destination as you lift. • Use more than one person if required / possible.
General Housekeeping	<ul style="list-style-type: none"> • Injury • Serious injury • Property damage • Product damage 	M		M	<ul style="list-style-type: none"> • General rule is a place for everything and everything in its place all the time. • Keep access to emergency service clear. • See Stacking Hazard for stacking safety
General safety signage	<ul style="list-style-type: none"> • Injury • Property damage • Product damage 	M		M	<ul style="list-style-type: none"> • Display signage H&S at all entrances and identify areas of risk or hazard. • Display signage in areas where specific PPE usage is required.
Emergency safety signage	<ul style="list-style-type: none"> • Injury • Serious injury 	H		M	<ul style="list-style-type: none"> • All safety signage needs to be visible. • Signage must be large enough to read. • Emergency plan to be on display for all to see.

HAZARD REGISTER – SITE & BUILDINGS



HAZARD	POTENTIAL HARM	INITIAL RISK SCORE	E	M	ACTION PROPOSED
Slips/Trips/Falls	<ul style="list-style-type: none"> Injury Serious Injury 	M		M	<ul style="list-style-type: none"> Identify “no go” zones and enforce. Wear safety footwear suitable for the environment. Identify and clear the route of travel making any hazards safe. Three points of contact when climbing up, over or down from equipment, ladders, stairs, etc. Use safe lifting techniques or more than one person to move heavy items. If trained, use lifting / moving equipment (e.g. tractor, gator) Keep work areas/walking paths clear (housekeeping). Report hazards and risks via the PPC website
Hazardous chemicals	<ul style="list-style-type: none"> Fire Illness 	H		M	<ul style="list-style-type: none"> Storage of flammable liquids, gasses and fuel over 25 litres in volume must be in a flame proof cabinet. Gas cylinders stored in a well ventilated area. Kept locked to prevent unauthorised access Safety signage displayed. Be in the fire safety plan.
Electric Fences	<ul style="list-style-type: none"> Electrical shock 	M	M		<ul style="list-style-type: none"> Signage displayed at front gate.
Facilities	<ul style="list-style-type: none"> Health risk from inadequate personal hygiene facilities 	M	M		<ul style="list-style-type: none"> Provide adequate toilet and hand washing facilities. Facilities are kept clean and monitored on a regular basis. Hand washing reminder notices in toilet facilities.
Dehydration	<ul style="list-style-type: none"> Illness 	M		M	<ul style="list-style-type: none"> Ensure there is plenty of drinking water available. Wear a hat and wear clothing that will allow you to cool down.

HAZARD REGISTER – SITE & BUILDINGS



HAZARD	POTENTIAL HARM	INITIAL RISK SCORE	E	M	ACTION PROPOSED
Ingesting Dust into eyes, nose and mouth.	<ul style="list-style-type: none"> Minor injury 	H		M	<ul style="list-style-type: none"> Identify type of dust (e.g. respirable). If it is respirable or harmful, assess risk and controls. Implement controls and enforce. Consider health monitoring.
Falling Stock	<ul style="list-style-type: none"> Serious Injury Death Property damage 	H		M	<ul style="list-style-type: none"> Identify at risk areas. PPE – Hard hats, safety boots, gloves. Stabilise if this can be done safely. Identify “no go” zones and enforce. Clear all persons from the area. Break down bad stacks and rebuild
Poor Stacking practices	<ul style="list-style-type: none"> Serious Injury Death Product damage 	H		M	<ul style="list-style-type: none"> Ground is level and capable of supporting the load. Each row is capable of supporting the next. No overhanging stock (haylage)
Dogs	<ul style="list-style-type: none"> Serious Injury to livestock Death of livestock 	H		H	<ul style="list-style-type: none"> Dogs to be kept on a lead Signage displayed on site Communicated to visitors and members
Flood Water	<ul style="list-style-type: none"> Injury Serious Injury Death 	M		H	<ul style="list-style-type: none"> Communicate danger areas to members